

Supplementary Material for User-Level Implementations of Read-Copy Update

Mathieu Desnoyers, Paul E. McKenney, Alan S. Stern, Michel R. Dagenais and Jonathan Walpole

APPENDIX

A. User-Space RCU Desiderata

Extensive use of RCU within the practitioner community has lead to the following user-space RCU desiderata:

- 1) RCU read-side primitives must have $O(1)$ computational complexity with a small constant, thus enabling real-time use and avoiding lock-based deadlocks. “Small constant” means avoiding expensive operations such as cache misses, atomic instructions, memory barriers, and, where feasible, conditional branches [1].
- 2) RCU read-side primitives should be usable in all contexts, including nested within other RCU read-side critical sections and inside user-level signal handlers [2].
- 3) RCU read-side primitives must be unconditional, with neither failure nor retry, thus avoiding livelocks [3].
- 4) RCU readers must not starve writers, even given arbitrarily high rates of time-bounded read-side critical sections.
- 5) RCU read-side critical sections may not contain operations that wait for a grace period, such as `synchronize_rcu()` (it would self-deadlock), nor may they acquire locks that are held across calls to `synchronize_rcu()`. However, non-interfering lock acquisition/release and other non-idempotent operations such as I/O should be permitted [4].
- 6) Mutating RCU-protected data structures must be permitted within RCU read-side critical sections, for example by acquiring the lock used to protect updates [4]. Such lock acquisitions can be thought of as unconditional read-to-write upgrades. However, any lock acquired within a read-side critical section cannot be held while waiting for a grace period.
- 7) RCU primitives should be independent of memory allocator design and implementation [3].

Although in-kernel RCU implementations are common, making them available to user applications is not practical. Firstly, many kernel-level RCU implementations assume that RCU read-side critical sections cannot be preempted, which is not the case at user level. Secondly, a user application invoking kernel-level RCU primitives could hang the system by remaining in an RCU read-side critical section indefinitely. Finally, invoking any in-kernel RCU implementation from user-level code introduces system-call overhead, violating the first desideratum above.

In contrast, the RCU implementations described in Appendix D are designed to meet the above list of desiderata with acceptably low overheads.

```

1 struct lin_coefs {
2     double a, b, c;
3 };
4
5 struct lin_coefs *lin_approx_p;
6
7 void control_loop(void)
8 {
9     struct lin_coefs *p;
10    struct lin_coefs lc;
11    double x, y;
12
13    rcu_register_thread();
14    for (;;) {
15        x = measure();
16        rcu_read_lock();
17        p = rcu_dereference(lin_approx_p);
18        lc = *p;
19        rcu_read_unlock();
20        y = lin_approx(x, lc.a, lc.b, lc.c);
21        do_control(y);
22        sleep_us(50);
23    }
24 }
25
26 void lin_approx_loop(void)
27 {
28     struct lin_coefs lc[2];
29     int cur_idx = 0;
30     struct lin_coefs *p;
31
32     rcu_register_thread();
33     for (;;) {
34         cur_idx = !cur_idx;
35         p = &lc[cur_idx];
36         calc_lin_approx(p);
37         rcu_assign_pointer(lin_approx_p, p);
38         synchronize_rcu();
39         sleep(5);
40     }
41 }

```

Fig. 1. RCU Use Case: Real-Time Control

B. Example RCU Use Case

Consider a real-time closed-loop control application governed by a complex mathematical control law, where the control loop must execute at least every 100 microseconds. Suppose that this control law is too computationally expensive to be computed each time through the control loop, so a simpler linear approximation is used instead. As environmental parameters (such as temperature) slowly change, a new linear approximation must be computed from the full mathematical control law. Therefore, a lower-priority task computes a set of three coefficients for the linear approximation periodically, for example, every five seconds. The control-loop task then makes use of the most recently produced set of coefficients.

Of course, it is critically important that each control-loop computation use a consistent set of coefficients. It is therefore necessary to use proper synchronization between the control

loop and the production of a new set of coefficients. In contrast, use of a slightly outdated set of coefficients is acceptable. We can therefore use RCU to carry out the synchronization, as shown in the (fanciful) implementation in Figure 1. The overall approach is to periodically publish a new set of coefficients using `rcu_assign_pointer()`, which are subscribed to using `rcu_dereference()`. The `synchronize_rcu()` primitive is used to prevent overwriting a set of coefficients that is still in use. Because only one thread will be updating the coefficients, update-side synchronization is not required.

The `control_loop()` function is invoked from the thread performing closed-loop control. It first invokes `rcu_register_thread()` to make itself known to RCU, and then enters an infinite loop performing the real-time control actions. Each pass through this loop first measures the control input value, then enters an RCU read-side critical section to obtain the current set of coefficients, uses `lin_approx()` to compute a new control value, uses `do_control()` to output this value, and finally does a 50-microsecond delay.¹ The use of `rcu_dereference()` ensures that the coefficients will be fully initialized, even on weakly ordered systems, and the use of `rcu_read_lock()` and `rcu_read_unlock()` ensure that subsequent grace periods cannot complete until the coefficients are completely copied.

The `lin_approx_loop()` function is invoked from the thread that is to periodically compute a new set of coefficients for use by `control_loop()`. As with `control_loop()`, it first invokes `rcu_register_thread()` to make itself known to RCU, and then enters an infinite loop performing the coefficient calculations. To accomplish this, it defines an array of two sets of coefficients along with an index that selects which of the two sets is currently in effect. Each pass through the loop computes a new set of coefficients into the element of the array that is not currently being used by readers, uses `rcu_assign_pointer()` to publish this new set, uses `synchronize_rcu()` to wait for `control_loop()` to finish using the old set, and finally waits for five seconds before repeating this process.

Because `rcu_dereference()` is wait-free with small overhead, this approach is well-suited to real-time systems running on multi-core systems. In contrast, approaches based on locking would require `control_loop()` to wait on `lin_approx_loop()` when the latter was installing a new set of coefficients, meaning that they might be subject to priority inversion.

C. Overview of RCU Semantics

RCU semantics comprise the *grace-period guarantee* and the *publication guarantee*. As noted earlier, concurrent modifications of an RCU-protected data structure must be coordinated by some other mechanism, for example, locking.

1) *Grace-Period Guarantee*: As noted in the printed paper, RCU read-side critical sections are delimited by `rcu_read_lock()` and `rcu_read_unlock()`, and RCU

grace periods are periods of time such that all RCU read-side critical sections in existence at the beginning of a given grace period have completed before its end.

Somewhat more formally, consider a group of statements R_i within a single RCU read-side critical section:

```
rcu_read_lock();
R0; R1; R2; ...;
rcu_read_unlock();
```

Consider also groups of statements M_m (some of which may mutate shared data structures) and D_n (some of which may destroy shared data structures) separated by `synchronize_rcu()`:

```
M0; M1; M2; ...; synchronize_rcu(); D0; D1; D2; ...;
```

Then the following holds, where “ \rightarrow ” indicates that the statement on the left executes prior to that on the right:²

$$\forall m, i (M_m \rightarrow R_i) \vee \forall i, n (R_i \rightarrow D_n). \quad (1)$$

In other words, a given read-side critical section cannot extend beyond both sides of a grace period. Formulas 2 and 3 follow straightforwardly and are often used to validate uses of RCU (“ \implies ” denotes logical implication):

$$\exists i, m (R_i \rightarrow M_m) \implies \forall j, n (R_j \rightarrow D_n), \quad (2)$$

$$\exists n, i (D_n \rightarrow R_i) \implies \forall m, j (M_m \rightarrow R_j). \quad (3)$$

In other words, if any statement in a given read-side critical section executes prior to any statement preceding a given grace period, then all statements in that critical section must execute prior to any statement following this same grace period. Conversely, if any statement in a given read-side critical section executes after any statement following a given grace period, then all statements in that critical section must execute after any statement preceding this same grace period.³ A striking pictorial representation of this grace-period guarantee is shown in Figure 2 of the printed paper.

This guarantee permits RCU-based algorithms to trivially avoid a number of difficult race conditions whose resolution can otherwise result in poor performance, limited scalability, and great complexity. However, on weakly ordered systems this guarantee is insufficient. We also need some way to guarantee that if a reader sees a pointer to a new data structure, it will also see the values stored during initialization of that structure. This guarantee is presented in the next section.

²This description is deliberately vague. More-precise definitions of “ $A \rightarrow B$ ” [5, Section 1.10] consider the individual memory locations accessed by both A and B , and order the two statements with respect to each of those accesses. For our purposes, what matters is that $A \rightarrow B$ and $B \rightarrow A$ can’t both hold. If A and B execute concurrently then both relations may fail. However as a special case, if A is a store to a variable and B is a load from that same variable, then either $A \rightarrow B$ (B reads the value stored by A or a later value) or $B \rightarrow A$ (B reads a value prior to that stored by A).

³Some RCU implementations may choose to weaken this guarantee so as to exclude special-purpose operations such as MMIO accesses, I/O-port instructions, and self-modifying code. Such weakening is appropriate on systems where ordering these operations is expensive and where the users of that RCU implementation either (1) are not using these operations or (2) insert the appropriate ordering into their own code, as many system calls do.

¹We are arbitrarily choosing a delay half that of the real-time deadline. An actual real-time application might compute the delay based on measuring the overhead of the code in the loop, or it might use timers.

2) *Publication Guarantee*: Note well that the statements R_i and M_m may execute concurrently, even in the case where R_i is referencing the same data element that M_m is concurrently modifying. The publication guarantee provided by `rcu_assign_pointer()` and `rcu_dereference()` handles this concurrency correctly and easily: even on weakly ordered systems, any dereference of a pointer returned by `rcu_dereference()` is guaranteed to see any change prior to the corresponding `rcu_assign_pointer()`, including any change prior to any earlier `rcu_assign_pointer()` involving that same pointer.

Somewhat more formally, suppose that `rcu_assign_pointer()` is used as follows:

```
I0; I1; I2; ...; rcu_assign_pointer(g, p);
```

where each I_i is a statement (including those initializing fields in the structure referenced by local pointer p), and where global pointer g is visible to reading threads. This initialization sequence is part of the M_m sequence of statements discussed earlier.

The body of a canonical RCU read-side critical section would appear as follows:

```
...; q = rcu_dereference(g); A0; A1; A2; ...;
```

where q is a local pointer, g is the same global pointer updated by the earlier `rcu_assign_pointer()` (and possibly updated again by later invocations of `rcu_assign_pointer()`), and some of the A_i statements dereference q to access fields initialized by some of the I_i statements. This sequence of `rcu_dereference()` followed by A_i statements is part of the R_i statements discussed earlier.

Then we have the following, where M is the `rcu_assign_pointer()` and R is the `rcu_dereference()`:⁴

$$M \rightarrow R \implies \forall i, j (I_i \rightarrow A_j). \quad (4)$$

In other words, if a given `rcu_dereference()` statement accesses the value stored to g by a given `rcu_assign_pointer()`, then all statements dereferencing the pointer returned by that `rcu_dereference()` must see the effects of any initialization statements preceding that `rcu_assign_pointer()` or any earlier `rcu_assign_pointer()` storing to g .

This guarantee provides readers a consistent view of newly added data.

3) *Uses of RCU Guarantees*: These grace-period and publication guarantees are extremely useful, but in ways that are not always immediately obvious. This section therefore describes a few of the most common uses of these guarantees.

First, they can provide *existence guarantees* [6], so that any RCU-provided data element accessed anywhere within a given RCU read-side critical section is guaranteed to remain intact throughout that RCU read-side critical section. Existence guarantees are provided by ensuring that an RCU grace period elapses between the moment a given data element is rendered

inaccessible to readers and the moment this element's memory is reclaimed and/or reused.

Second, the RCU guarantees can provide *type-safe memory* [7] by integrating RCU grace periods into the memory allocator—for example, the Linux kernel's slab allocator provides type-safe memory when the `SLAB_DESTROY_BY_RCU` flag is specified. This integration is accomplished by permitting a freed data element to be immediately reused, but only if its type remains unchanged. The allocator must ensure that an RCU grace period elapses before that element's type is permitted to change. This approach guarantees that any data element accessed within a given RCU read-side critical section retains its type throughout that RCU read-side critical section.

Finally, as noted earlier, RCU's grace-period and publication guarantees can often be used to replace reader-writer locking.

As a result, the grace-period and publication guarantees enable a wide variety of algorithms and data structures providing extremely low read-side overheads for read-mostly data structures [8, 2, 9, 1]. Again, note that concurrent updates must be handled by some other synchronization mechanism.

With this background on RCU, we are ready to consider how it might be used in user-level applications.

D. Classes of RCU Implementations

This section describes several classes of RCU implementations. Appendix D1 first describes some primitives that might be unfamiliar to the reader, and then Appendix D2, D3, and D4 present user-space RCU implementations that are optimized for different use cases. The QSBR implementation presented in Appendix D2 offers the best possible read-side performance, but requires that each thread periodically calls a function to announce that it is in a quiescent state, thus strongly constraining the application's design. The implementation presented in Appendix D3 places almost no constraints on the application's design, thus being appropriate for use within a general-purpose library, but it has higher read-side overhead. Appendix D4 presents an implementation having low read-side overhead and requiring only that the application give up one POSIX signal to RCU update processing. Finally, Appendix D5 demonstrates how to create non-blocking RCU update primitives.

We start with a rough overview of some elements common to all three implementations. A global variable, `rcu_gp_ctr`, tracks grace periods. Each thread has a local variable indicating whether or not it is currently in a read-side critical section, together with a snapshot of `rcu_gp_ctr`'s value at the time the read-side critical section began. The `synchronize_rcu()` routine iterates over all threads, using these snapshots to wait so long as any thread is in a read-side critical section that started before the current grace period.

Grace periods can be tracked in two different ways. The simplest method, used in Appendix D2, is for `rcu_gp_ctr` simply to count grace periods. Because of the possibility of counter overflow, this method is suitable only for 64-bit architectures. The other method divides each grace period up into two phases and makes `rcu_gp_ctr` track the current phase. As explained in Appendix D3 below, this approach avoids the problem of counter overflow at the cost of prolonging grace periods; hence it can be used on all architectures.

⁴Formula 4 is not strictly correct. On some architectures, $I_i \rightarrow A_j$ is guaranteed only if A_j carries a data dependency from the local pointer q ; otherwise the CPU may reorder or speculatively execute A_j before the `rcu_dereference()` call. In practice this restriction does not lead to problems.

```

1 #define ACCESS_ONCE(x)  (*(volatile typeof(x) *)&(x))
2
3 #define LOAD_SHARED(p)  ACCESS_ONCE(p)
4 #define STORE_SHARED(x, v)  ({ ACCESS_ONCE(x) = (v); })
5
6 #define barrier()      asm volatile("" : : : "memory")

```

Fig. 2. Shared-Memory Compiler Primitives

1) *Common Primitives*: This section describes a number of primitives that are used by examples in later sections.

Figure 2 introduces primitives dealing with shared memory at the compiler level. The `ACCESS_ONCE()` primitive applies `volatile` semantics to its argument. The `LOAD_SHARED()` primitive prohibits any compiler optimization that might otherwise turn a single load into multiple loads (as might happen under heavy register pressure), and vice versa. The `STORE_SHARED()` primitive acts as an assignment statement, but prohibits any compiler optimization that might otherwise turn a single store into multiple stores and vice versa. The `barrier()` primitive prohibits any compiler code-motion optimization that might otherwise move loads or stores across the `barrier()`. Among other things, we use it to force the compiler to reload values on each pass through a wait loop. It is strictly a compiler directive; it emits no code.

The `smp_mb()` primitive (not shown in Figure 2 because its implementation is architecture-specific) emits a full memory barrier, for example, the `sync` instruction on the PowerPC architecture (“mb” stands for “memory barrier”). The fundamental ordering property of memory barriers can be expressed as follows: Suppose one thread executes the statements

$$A_0; A_1; A_2; \dots; \text{smp_mb}(); B_0; B_1; B_2; \dots;$$

and another thread executes the statements

$$C_0; C_1; C_2; \dots; \text{smp_mb}(); D_0; D_1; D_2; \dots;$$

Then $\exists m, n (B_m \rightarrow C_n)$ implies $\forall i, j (A_i \rightarrow D_j)$.

These primitives can be expressed directly in terms of the upcoming C++0x standard [5]. For the `smp_mb()` primitive this correspondence is not exact; our memory barriers are somewhat stronger than the standard’s `atomic_thread_fence(memory_order_seq_cst)`. The `LOAD_SHARED()` primitive maps to `x.load(memory_order_relaxed)` and `STORE_SHARED()` to `x.store(memory_order_relaxed)`. The `barrier()` primitive maps to `atomic_signal_fence(memory_order_seq_cst)`. In addition, `rcu_dereference()` maps to `x.load(memory_order_consume)` and `rcu_assign_pointer()` maps to `x.store(v, memory_order_release)`.

Figure 3 introduces declarations and data structures used by all implementations, along with the process-wide registry tracking all threads containing RCU read-side critical sections. The pthread mutex `rcu_gp_lock` (lines 1–2) serializes addition (line 17), removal (line 26) and iteration (which will be presented in Figures 5, 7, and 10) on the reader thread list (list head is at line 3 and nodes at line 8 of Figure 3). This `rcu_gp_lock` also serializes grace-period detection and updates of the global grace-

```

1 pthread_mutex_t rcu_gp_lock =
2   PTHREAD_MUTEX_INITIALIZER;
3 LIST_HEAD(registry);
4
5 struct rcu_reader {
6   unsigned long ctr;
7   char need_mb;
8   struct list_head node;
9   pthread_t tid;
10 };
11 struct rcu_reader __thread rcu_reader;
12
13 void rcu_register_thread(void)
14 {
15   rcu_reader.tid = pthread_self();
16   mutex_lock(&rcu_gp_lock);
17   list_add(&rcu_reader.node, &registry);
18   mutex_unlock(&rcu_gp_lock);
19   rcu_thread_online();
20 }
21
22 void rcu_unregister_thread(void)
23 {
24   rcu_thread_offline();
25   mutex_lock(&rcu_gp_lock);
26   list_del(&rcu_reader.node);
27   mutex_unlock(&rcu_gp_lock);
28 }

```

Fig. 3. RCU Reader-Thread Registry

period counter. The `pthread_mutex_t` type is defined by the pthread library for mutual exclusion variables; the `mutex_lock()` primitive acquires a `pthread_mutex_t` instance and `mutex_unlock()` releases it. Line 11 introduces the `rcu_reader` per-thread variable, through which each access to per-thread registry information is performed. These per-thread variables are declared via the `__thread` storage-class specifier, as specified by C99 [10], and as extended by gcc to permit cross-thread access to per-thread variables.⁵ The `tid` field of `struct rcu_reader` entry contains the thread identifier returned by `pthread_self()`. This identifier is used to send signals to specific threads by signal-based RCU, presented in Appendix D4. The `need_mb` field is also used by the signal-based RCU implementation to keep track of threads which have executed their signal handlers. The `rcu_thread_online()` and `rcu_thread_offline()` primitives mark the online status of reader threads and are specific to the QSBR RCU implementation shown in Appendix D2.

2) *Quiescent-State-Based Reclamation RCU*: The QSBR RCU implementation provides near-zero read-side overhead, as has been presented earlier [8]. This section expands on that work by describing a similar QSBR implementation for 64-bit systems. The price of minimal overhead is that each thread in an application is required to periodically invoke `rcu_quiescent_state()` to announce that it resides in a quiescent state. This requirement can entail extensive application modifications, limiting QSBR’s applicability.

QSBR uses these quiescent-state announcements to *approximate* the extent of read-side critical sections, treating the interval between two successive announcements as a single, large critical section. As a consequence, the `rcu_read_`

⁵This extension is quite common. One reason C99 does not mandate this extension is to avoid prohibiting implementations that map any given per-thread variable to a single address for all threads [11].

```

1 #define RCU_GP_ONLINE 0x1
2 #define RCU_GP_CTR 0x2
3
4 unsigned long rcu_gp_ctr = RCU_GP_ONLINE;
5
6 static inline void rcu_read_lock(void)
7 {
8 }
9
10 static inline void rcu_read_unlock(void)
11 {
12 }
13
14 static inline void rcu_quiescent_state(void)
15 {
16     smp_mb();
17     STORE_SHARED(rcu_reader.ctr,
18                 LOAD_SHARED(rcu_gp_ctr));
19     smp_mb();
20 }
21
22 static inline void rcu_thread_offline(void)
23 {
24     smp_mb();
25     STORE_SHARED(rcu_reader.ctr, 0);
26 }
27
28 static inline void rcu_thread_online(void)
29 {
30     STORE_SHARED(rcu_reader.ctr,
31                 LOAD_SHARED(rcu_gp_ctr));
32     smp_mb();
33 }

```

Fig. 4. RCU Read Side Using Quiescent States

lock() and rcu_read_unlock() primitives need do nothing and will often be inlined and optimized away, as in fact they are in server builds of the Linux kernel. QSBR thus provides unsurpassed read-side performance, albeit at the cost of longer grace periods. When QSBR is being used to reclaim memory, these longer grace periods result in more memory being consumed by data structures waiting for grace periods, in turn resulting in the classic CPU-memory tradeoff.

The 64-bit global counter `rcu_gp_ctr` shown in Figure 4 contains 1 in its low-order bit and contains the current grace-period number in its remaining bits.⁶ It may be accessed at any time by any thread but may be updated only by the thread holding `rcu_gp_lock`. The `rcu_quiescent_state()` function simply copies a snapshot of the global counter to the per-thread `rcu_reader.ctr` variable (which may be modified only by the corresponding thread). The 1 in the low-order bit serves to indicate that the reader thread is not in an extended quiescent state. The two memory barriers enforce ordering of preceding and subsequent accesses.

As an alternative to periodically invoking `rcu_quiescent_state()`, threads may use the `rcu_thread_offline()` and `rcu_thread_online()` APIs to mark the beginnings and ends of extended quiescent states. These three functions must not be called from within read-side critical sections. The `rcu_thread_offline()` function simply sets the per-thread `rcu_reader.ctr` variable to zero, indicating that this thread is in an extended quiescent state. Memory

⁶If quiescent states are counted, logged, or otherwise recorded, then this information may be used in place of the global `rcu_gp_ctr` counter [12]. For example, context switches are counted in the Linux kernel's QSBR implementation, and some classes of user applications are expected to have similar operations [12, Section 3.4]. However, the separate global `rcu_gp_ctr` counter permits discussion independent of any particular application.

```

1 void synchronize_rcu(void)
2 {
3     unsigned long was_online;
4
5     was_online = rcu_reader.ctr;
6     smp_mb();
7     if (was_online)
8         STORE_SHARED(rcu_reader.ctr, 0);
9     mutex_lock(&rcu_gp_lock);
10    update_counter_and_wait();
11    mutex_unlock(&rcu_gp_lock);
12    if (was_online)
13        STORE_SHARED(rcu_reader.ctr,
14                    LOAD_SHARED(rcu_gp_ctr));
15    smp_mb();
16 }
17
18 static void update_counter_and_wait(void)
19 {
20     struct rcu_reader *index;
21
22     STORE_SHARED(rcu_gp_ctr, rcu_gp_ctr + RCU_GP_CTR);
23     barrier();
24     list_for_each_entry(index, &registry, node) {
25         while (rcu_gp_ongoing(&index->ctr))
26             msleep(10);
27     }
28 }
29
30 static inline int rcu_gp_ongoing(unsigned long *ctr)
31 {
32     unsigned long v;
33
34     v = LOAD_SHARED(*ctr);
35     return v && (v != rcu_gp_ctr);
36 }

```

Fig. 5. RCU Update Side Using Quiescent States

ordering is needed only at the beginning of the function because the following code cannot be in a read-side critical section. The `rcu_thread_online()` function is similar to `rcu_quiescent_state()`, except that it requires a memory barrier only at the end. Note that all the functions in Figure 4 are wait-free because they each execute a fixed sequence of instructions.

Figure 5 shows `synchronize_rcu()` and its two helper functions, `update_counter_and_wait()` and `rcu_gp_ongoing()`. The `synchronize_rcu()` function puts the current thread into an extended quiescent state if it is not already in one, forces ordering of the caller's accesses, and invokes `update_counter_and_wait()` under the protection of `rcu_gp_lock`. The `update_counter_and_wait()` function increments the global `rcu_gp_ctr` variable by 2 (recall that the lower bit is reserved for readers to indicate whether they are in an extended quiescent state). It then uses `list_for_each_entry()` to scan all of the threads, invoking `rcu_gp_ongoing()` on each, thus waiting until all threads have exited any pre-existing RCU read-side critical sections. The `barrier()` macro on line 23 prevents the compiler from checking the threads before updating `rcu_gp_ctr`, which could result in deadlock. The `msleep()` function on line 26 blocks for the specified number of milliseconds, in this case chosen arbitrarily. Finally, the `rcu_gp_ongoing()` function checks to see if the specified counter indicates that the corresponding thread might be in a pre-existing RCU read-side critical section. It accomplishes this with the two-part check on line 35: if the counter is zero, the thread is in an extended quiescent state, while if the counter

is equal to `rcu_gp_ctr`, the thread is in an RCU read-side critical section that began after beginning of the current RCU grace period, and therefore need not be waited for.

We specify a 64-bit `rcu_gp_ctr` to avoid overflow. The fundamental issue is that there is no way to copy a value from one memory location to another atomically. Suppose reader thread T is preempted just before executing the `STORE_SHARED()` call in `rcu_thread_online()`, after the `LOAD_SHARED()` call has returned. Until the store takes place the thread is still in its extended quiescent state, so there is nothing to prevent other threads from making multiple calls to `synchronize_rcu()` (and thereby incrementing `rcu_gp_ctr`) during the preemption delay. If the counter cycles through all but one of its values, the stale value finally stored in thread T 's `rcu_reader.ctr` will actually be `rcu_gp_ctr`'s *next* value. As a result, if another thread later calls `synchronize_rcu()` after T has entered a read-side critical section, then `update_counter_and_wait()` might return before T has left this critical section, in violation of RCU's semantics. With 64 bits, thousands of years would be required to overflow the counter and hence the possibility may be ignored. However, given a 32-bit `rcu_gp_ctr` this scenario is possible; hence 32-bit implementations should instead adapt the two-phase scheme discussed in Appendix D3 [13].

Given that they are empty functions, the `rcu_read_lock()` and `rcu_read_unlock()` primitives are wait-free under the most severe conceivable definition [14]. Because it waits for pre-existing readers, `synchronize_rcu()` is not non-blocking. Appendix D5 describes how RCU updates can support non-blocking algorithms in the same sense as they are supported by garbage collectors.

The need for periodic `rcu_quiescent_state()` invocations can make QSBR impossible to use in some situations, such as within libraries. In addition, this QSBR implementation does not allow concurrent `synchronize_rcu()` calls to share grace periods—a straightforward optimization, but beyond the scope of this paper. That said, this code can form the basis for a production-quality RCU implementation [13].

Another limitation of the quiescent-state approach is that applications requiring read-side critical sections in signal handlers must disable signals around invocation of `rcu_quiescent_state()`, and for the duration of extended quiescent states marked by `rcu_thread_offline()` and `rcu_thread_online()`. In addition, applications needing to invoke `synchronize_rcu()` while holding a lock must ensure that all acquisitions of that lock invoke `rcu_thread_offline()`, presumably via a wrapper function encapsulating the lock-acquisition primitive. Applications needing read-side critical sections within signal handlers or that need to invoke `synchronize_rcu()` while holding a lock might therefore be better served by the RCU implementations described in subsequent sections.

A semi-formal verification that this implementation satisfies the grace-period guarantee (in the absence of overflow) is presented in Appendix F.

The next section discusses an RCU implementation that is safe for use in libraries, the tradeoff being higher read-side overhead.

```

1 #define RCU_GP_CTR_PHASE 0x10000
2 #define RCU_NEST_MASK    0x0ffff
3 #define RCU_NEST_COUNT   0x1
4
5 unsigned long rcu_gp_ctr = RCU_NEST_COUNT;
6
7 static inline void rcu_read_lock(void)
8 {
9     unsigned long tmp;
10
11     tmp = rcu_reader.ctr;
12     if (!(tmp & RCU_NEST_MASK)) {
13         STORE_SHARED(rcu_reader.ctr,
14                     LOAD_SHARED(rcu_gp_ctr));
15         smp_mb();
16     } else {
17         STORE_SHARED(rcu_reader.ctr, tmp + RCU_NEST_COUNT);
18     }
19 }
20
21 static inline void rcu_read_unlock(void)
22 {
23     smp_mb();
24     STORE_SHARED(rcu_reader.ctr,
25                 rcu_reader.ctr - RCU_NEST_COUNT);
26 }

```

Fig. 6. RCU Read Side Using Memory Barriers

3) *General-Purpose RCU*: The general-purpose RCU implementation can be used in any software environment, including library functions that are not aware of the design of the calling application. Such library functions cannot guarantee that each application's threads will invoke `rcu_quiescent_state()` sufficiently often, nor can they ensure that threads will invoke `rcu_thread_offline()` and `rcu_thread_online()` around each blocking system call. General-purpose RCU therefore does not require that these three functions ever be invoked.

In addition, this general-purpose implementation avoids the counter-overflow problem discussed in Appendix D2 by using a different approach to track grace periods. Each grace period is divided into two *grace-period phases*, and instead of a free-running grace-period counter, a single-bit toggle is used to number the phases within a grace period. A given phase completes only after each thread's local snapshot either contains a copy of the phase's number or indicates the thread is in a quiescent state. If RCU read-side critical sections are finite in duration, one of these two cases must eventually hold for each thread.

Because reader threads snapshot the value of `rcu_gp_ctr` whenever they enter an outermost read-side critical section, explicit tracking of critical-section nesting is required. Nevertheless, the extra read-side overhead is significantly less than a single compare-and-swap operation on most hardware, and a beneficial side effect is that all quiescent states are effectively extended quiescent states. Read-side critical-section nesting is tracked in the lower-order bits (`RCU_NEST_MASK`) of the per-thread `rcu_reader.ctr` variable, as shown in Figure 6. The grace-period phase number occupies only a single high-order bit (`RCU_GP_CTR_PHASE`), so there is ample room to store the nesting level.

The `rcu_read_lock()` function first checks the per-thread nesting level to see if the calling thread was previously in a quiescent state, snapshotting the global `rcu_gp_ctr` grace-period phase number [15] and executing a memory

```

1 void synchronize_rcu(void)
2 {
3     smp_mb();
4     mutex_lock(&rcu_gp_lock);
5     update_counter_and_wait();
6     barrier();
7     update_counter_and_wait();
8     mutex_unlock(&rcu_gp_lock);
9     smp_mb();
10 }
11
12 static void update_counter_and_wait(void)
13 {
14     struct rcu_reader *index;
15
16     STORE_SHARED(rcu_gp_ctr,
17                 rcu_gp_ctr ^ RCU_GP_CTR_PHASE);
18     barrier();
19     list_for_each_entry(index, &registry, node) {
20         while (rcu_gp_ongoing(&index->ctr))
21             msleep(10);
22     }
23 }
24
25 static inline int rcu_gp_ongoing(unsigned long *ctr)
26 {
27     unsigned long v;
28
29     v = LOAD_SHARED(*ctr);
30     return (v & RCU_NEST_MASK) &&
31            ((v ^ rcu_gp_ctr) & RCU_GP_CTR_PHASE);
32 }

```

Fig. 7. RCU Update Side Using Memory Barriers

barrier if it was, and otherwise simply incrementing the nesting level without changing the phase number. The low-order bits of `rcu_gp_ctr` are permanently set to show a nesting level of 1, so that the snapshot can store both the current phase number and the initial nesting level in a single atomic operation. The memory barrier ensures that the store to `rcu_reader.ctr` will be ordered before any access in the subsequent RCU read-side critical section. The `rcu_read_unlock()` function executes a memory barrier and decrements the nesting level. The memory barrier ensures that any access in the prior RCU read-side critical section is ordered before the nesting-level decrement.⁷ Even with the memory barriers, both `rcu_read_lock()` and `rcu_read_unlock()` are wait-free with maximum overhead smaller than many other synchronization primitives. Because they may be implemented as empty functions, `rcu_quiescent_state()`, `rcu_thread_offline()`, and `rcu_thread_online()` are omitted.

Figure 7 shows `synchronize_rcu()` and its two helper functions, `update_counter_and_wait()` and `rcu_gp_ongoing()`. The `synchronize_rcu()` function forces ordering of the caller’s accesses (lines 3 and 9) and waits for two grace-period phases under the protection of `rcu_gp_lock`, as discussed earlier. The two phases are separated by a `barrier()` to prevent the compiler from interleaving their accesses, which could result in starvation. The `update_counter_and_wait()` function is invoked to handle each grace-period phase. This function is similar to its counterpart in Figure 5, the only difference being that the update to `rcu_gp_ctr` toggles the phase number rather than

incrementing a counter. The `rcu_gp_ongoing()` function is likewise similar to its earlier counterpart; it tests whether the specified snapshot indicates that the corresponding thread is in a non-quiescent state (the nesting level is nonzero) with a phase number different from the current value in `rcu_gp_ctr`.

To show why this works, let us verify that this two-phase approach properly obeys RCU’s semantics, i.e., that any read-side critical section in progress when `synchronize_rcu()` begins will terminate before it ends. Suppose thread T is in a read-side critical section. Until the critical section terminates, T ’s `rcu_reader.ctr` will show a nonzero nesting level, and its snapshot of the phase number will not change (since the phase number in `rcu_reader.ctr` changes only during an outermost `rcu_read_lock()` call). The invocation of `update_counter_and_wait()` during one of `synchronize_rcu()`’s grace-period phases will wait until T ’s phase-number snapshot takes on the value 0, whereas the invocation during the other phase will wait until the phase-number snapshot takes on the value 1. Each of the two invocations will also complete if T ’s nesting level takes on the value 0. But regardless of how this works out, it is clearly impossible for both phases to end before T ’s read-side critical section has terminated. Appendix G presents a semi-formal verification of this reasoning.

A natural question is “Why doesn’t a single grace-period phase suffice?” If `synchronize_rcu()` used a single phase then it would be essentially the same as the function in Figure 5, and it would be subject to the same overflow problem, exacerbated by the use of what is effectively a single-bit counter. In more detail, the following could occur:

- 1) Thread T invokes `rcu_read_lock()`, fetching the value of `rcu_gp_ctr`, but not yet storing it.
- 2) Thread U invokes `synchronize_rcu()`, including invoking `update_counter_and_wait()`, where it toggles the grace-period phase number in `rcu_gp_ctr` so that the phase number is now 1.
- 3) Because no thread is yet in an RCU read-side critical section, thread U completes `update_counter_and_wait()` and returns to `synchronize_rcu()`, which returns to its caller since it uses only one phase.
- 4) Thread T now stores the old value of `rcu_gp_ctr`, with its phase-number snapshot of 0, and proceeds into its read-side critical section.
- 5) Thread U invokes `synchronize_rcu()` once more, again toggling the global grace-period phase number, so that the number is again 0.
- 6) When Thread U examines Thread T ’s `rcu_reader.ctr` variable, it finds that the phase number in the snapshot matches that of the global variable `rcu_gp_ctr`. Thread U therefore exits from `synchronize_rcu()`.
- 7) But Thread T is still in its read-side critical section, in violation of RCU’s semantics.

The extra overhead of a second grace-period phase is not regarded as a serious drawback since it affects only updaters, not readers. The overhead of the read-side memory barriers is more worrisome; the next section shows how it can be

⁷In C++0x, the weaker `store(memory_order_release)` barrier would suffice, but it is not supported by gcc.

```

1 static inline void rcu_read_lock(void)
2 {
3     unsigned long tmp;
4
5     tmp = rcu_reader.ctr;
6     if (!(tmp & RCU_NEST_MASK)) {
7         STORE_SHARED(rcu_reader.ctr,
8             LOAD_SHARED(rcu_gp_ctr));
9         barrier();
10    } else {
11        STORE_SHARED(rcu_reader.ctr, tmp + RCU_NEST_COUNT);
12    }
13 }
14
15 static inline void rcu_read_unlock(void)
16 {
17     barrier();
18     STORE_SHARED(rcu_reader.ctr,
19         rcu_reader.ctr - RCU_NEST_COUNT);
20 }

```

Fig. 8. RCU Read Side Using Signals

```

1 void synchronize_rcu(void)
2 {
3     mutex_lock(&rcu_gp_lock);
4     force_mb_all_threads();
5     update_counter_and_wait();
6     barrier();
7     update_counter_and_wait();
8     force_mb_all_threads();
9     mutex_unlock(&rcu_gp_lock);
10 }

```

Fig. 9. RCU Update Side Using Signals

eliminated.

4) *Low-Overhead RCU Via Signal Handling*: On common multiprocessor hardware, the largest source of read-side overhead for general-purpose RCU is the memory barriers. One novel way to eliminate these barriers is to send POSIX signals from the update-side primitives. An unexpected but quite pleasant surprise is that this approach results in relatively simple read-side primitives. In contrast, those of older versions of the Linux kernel's preemptible RCU were notoriously complex [16].

The read-side primitives shown in Figure 8 are identical to those in Figure 6, except that lines 9 and 17 replace the memory barriers with compiler directives that suppress code-motion optimizations. The structures, variables, and constants are identical to those in Figures 3 and 6. As with the previous two implementations, both `rcu_read_lock()` and `rcu_read_unlock()` are wait-free.

The `synchronize_rcu()` primitive shown in Figure 9 is similar to that in Figure 7, the only changes being in lines 3–4 and 8–9. Instead of executing a memory barrier local to the current thread, this implementation forces all threads to execute a memory barrier using `force_mb_all_threads()`, and the two calls to this new function are moved inside the locked region because of the need to iterate over the thread registry, which is protected by `rcu_gp_lock`. The `update_counter_and_wait()` and `rcu_gp_ongoing()` routines are identical to those in Figure 7 and are therefore omitted.

Figure 10 shows the signal-handling functions `force_`

```

1 static void force_mb_all_threads(void)
2 {
3     struct rcu_reader *index;
4
5     list_for_each_entry(index, &registry, node) {
6         STORE_SHARED(index->need_mb, 1);
7         smp_mb();
8         pthread_kill(index->tid, SIGRCU);
9     }
10    list_for_each_entry(index, &registry, node) {
11        while (LOAD_SHARED(index->need_mb))
12            msleep(1);
13    }
14    smp_mb();
15 }
16
17 static void sigurcu_handler(int signo,
18                             siginfo_t *siginfo,
19                             void *context)
20 {
21     smp_mb();
22     STORE_SHARED(rcu_reader.need_mb, 0);
23     smp_mb();
24 }

```

Fig. 10. RCU Signal Handling for Updates

`mb_all_threads()` and `sigurcu_handler()`.⁸ Of course, these signals must be used carefully to avoid destroying the readers' wait-free properties, hence the serialization of `synchronize_rcu()`. With simple batching techniques, concurrent invocations of `synchronize_rcu()` could share a single RCU grace period.

The `force_mb_all_threads()` function is invoked from `synchronize_rcu()`. It ensures a memory barrier is executed on each running thread by sending a POSIX signal to all threads and then waiting for each to respond. As shown in Appendix H, this has the effect of promoting compiler-ordering directives such as `barrier()` to full memory barriers, while allowing reader threads to avoid the overhead of memory barriers when they are not needed. An initial iteration over all threads sets each `need_mb` per-thread variable to 1, ensures that this assignment will be seen by the signal handler, and sends a POSIX signal. A second iteration then rescans the threads, waiting until each one has responded by setting its `need_mb` per-thread variable back to zero.⁹ Because some versions of some operating systems can lose signals, a production-quality implementation will resend the signal if a response is not received in a timely fashion. Finally, there is a memory barrier to ensure that the signals have been received and acknowledged before later operations that might otherwise destructively interfere with readers.

The signal handler runs in the context of a reader thread in response to the signal sent in line 8. This `sigurcu_handler()` function executes a pair of memory barriers enclosing an assignment of its `need_mb` per-thread variable to zero. The effect is to place a full memory barrier at the

⁸Some operating systems provide a facility to flush CPU write buffers for all running threads in a given process. Such a facility, where available, can replace the signals.

⁹The thread-list scans here and in Figures 5 and 7 are protected by `rcu_gp_lock`. Since the thread-registry list is read-mostly (it is updated only by `rcu_register_thread()` and `rcu_unregister_thread()`), it would appear to be a good candidate for RCU protection. Exercise for the reader: Determine what changes to the implementation would be needed to carry this out.


```

1 void call_rcu(struct rcu_head *head,
2             void (*func)(struct rcu_head *head))
3 {
4     head->func = func;
5     head->next = NULL;
6     enqueue(head, &rcu_data);
7 }
8
9 void call_rcu_cleanup(void)
10 {
11     struct rcu_head *next;
12     struct rcu_head *wait;
13
14     for (;;) {
15         wait = dequeue_all(&rcu_data);
16         if (wait) {
17             synchronize_rcu();
18             while (wait) {
19                 next = wait->next;
20                 wait->func(wait);
21                 wait = next;
22             }
23         }
24         msleep(1);
25     }
26 }

```

Fig. 11. Avoiding Update-Side Blocking by RCU

point in the receiver’s code that was interrupted by the signal, preventing the CPU from reordering memory references across that point.

A proof of correctness for this implementation is the subject of another paper [17]. Of course, as with the other two RCU implementations, this implementation’s `synchronize_rcu()` primitive is blocking. The next section shows a way to provide non-blocking RCU updates.

5) *Non-Blocking RCU Updates*: Although some algorithms use RCU as a first-class technique, RCU is often used only to defer memory reclamation. In these situations, given sufficient memory, `synchronize_rcu()` need not block the update itself, just as automatic garbage collectors need not block non-blocking algorithms. The functions detailed here can be used to perform batched RCU callback execution, allowing multiple callbacks to execute after a grace period has passed.

One way of accomplishing this is shown in Figure 11, which implements the asynchronous `call_rcu()` primitive found in the Linux kernel. The function initializes an RCU callback structure and uses a non-blocking enqueue algorithm [18] to add the callback to the `rcu_data` list. Given that the `call_rcu()` function contains but two simple (and therefore wait-free) assignment statements and an invocation of the non-blocking `enqueue()` function, `call_rcu()` is clearly non-blocking. Systems providing an atomic swap instruction can implement a wait-free `call_rcu()` via the wait-free enqueue algorithm used by some queued locks [19].

A separate thread would remove and invoke these callbacks after a grace period has elapsed, by calling the `call_rcu_cleanup` shown in Figure 11. On each pass through the main loop, the function uses a (possibly blocking) dequeue algorithm to remove all elements from the `rcu_data` list en masse. If any elements were present, it waits for a grace period to elapse and then invokes all the RCU callbacks dequeued from the list. Finally, line 24 blocks for a short period to allow additional RCU callbacks to be enqueued. The longer

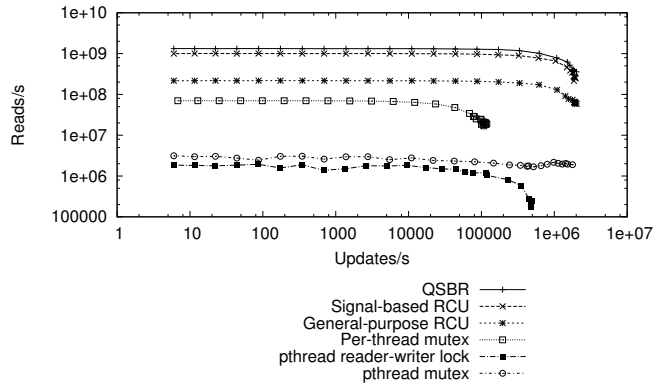


Fig. 12. Update Overhead, 8-core Intel Xeon, Logarithmic Scale

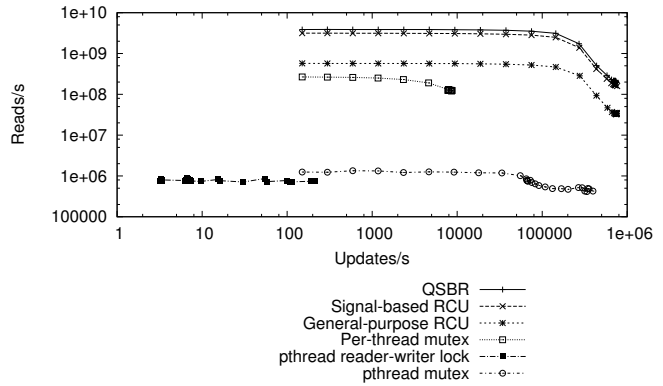


Fig. 13. Update Overhead, 64-core POWER5+, Logarithmic Scale

line 24 waits, the more RCU callbacks will accumulate on the `rcu_data` list; this is a classic memory/CPU trade-off, with longer waits allowing more memory to be occupied by RCU callbacks but decreasing the per-callback CPU overhead.

Of course, the use of `synchronize_rcu()` causes `call_rcu_cleanup()` to be blocking, so it should be invoked in a separate thread from the updaters. However, if the synchronization mechanism used to coordinate RCU updates is non-blocking then the updater code paths will execute two non-blocking code sequences in succession (the update and `call_rcu()`), and will therefore themselves be non-blocking.

E. Effects of Updates on Read-Side Performance

This section expands on the results in the printed paper.

The RCU read-side performance shown in Figures 12 and 13 (taken from the printed paper) trails off at high update rates. In principle this could be caused either by the overhead of quiescent-state detection on the write side or by cache interference resulting from the data pointer exchanges. To determine the cause, we defined ideal RCU performance to include only the overheads of the grace periods, and compared this ideal performance to that shown in the earlier figures. We generated the ideal RCU workload by removing the memory allocation and pointer exchanges from the update-side, but we kept the `rcu_defer()` mechanism in order to take into account the overhead of waiting for quiescent states. Figures 14 and 15 present the resulting comparison, clearly

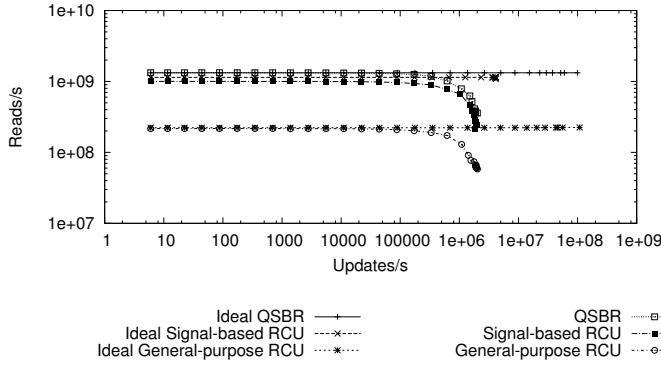


Fig. 14. Comparison of Pointer Exchange and Ideal RCU Update Overhead, 8-core Intel Xeon, Logarithmic Scale

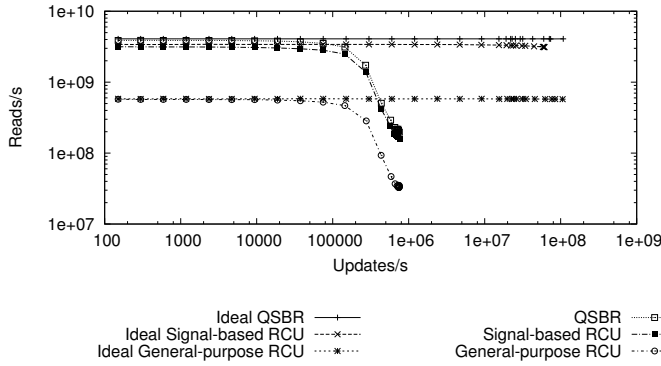


Fig. 15. Comparison of Pointer Exchange and Ideal RCU Update Overhead, 64-core POWER5+, Logarithmic Scale

showing that the non-linear read-side performance is caused by the pointer exchanges rather than the grace periods.

F. Verification of Quiescent-State-Based Reclamation RCU

This appendix presents a semi-formal verification that the QSBR implementation satisfies RCU’s grace-period guarantee. Unfortunately it is not possible to prove this outright, owing to the 32-bit wraparound failure discussed in Appendix D2. We will therefore *assume* that such failures don’t occur.

Theorem: Assuming that threads are never preempted for too long (see below), in any execution of a program using the QSBR implementation, the grace-period guarantee (Formula 1 in Appendix C1) is satisfied.

Proof: Given QSBR’s implementation, we focus on *active segments*: the periods between quiescent states. More precisely, an active segment is a sequence of instructions bounded at the start by `rcu_quiescent_state()`, `rcu_thread_online()`, or lines 12–15 of `synchronize_rcu()` in Figure 5; bounded at the end by `rcu_quiescent_state()`, `rcu_thread_offline()`, or lines 5–8 of `synchronize_rcu()` in Figure 5; and containing no other references to `rcu_reader.ctr`. Every read-side critical section is part of an active segment.

Execution of the k th active segment in thread T (comprising statements $R_{k,i}$ together with some of the bounding state-

ments) can be represented as a sequence of labelled pseudo-code instructions:

```

Ld( $x_k$ ):  $x_k = \text{rcu\_gp\_ctr}$ 
St( $x_k$ ):  $\text{rcu\_reader.ctr}_T = x_k$ 
MB $_k^0$ :  $\text{smp\_mb}()$ 
         $R_{k,0}; R_{k,1}; R_{k,2}; \dots$ 
MB $_k^1$ :  $\text{smp\_mb}()$ 
Ld( $y_k$ ):  $y_k = (\text{either } \text{rcu\_gp\_ctr} \text{ or } 0)$ 
St( $y_k$ ):  $\text{rcu\_reader.ctr}_T = y_k$ 

```

Here x_k and y_k are intermediate values and `rcu_reader.ctrT` refers to T ’s instance of the per-thread `rcu_reader` structure. The `Ld(y_k)` line sets y_k to `rcu_gp_ctr` if the active segment ends with `rcu_quiescent_state()` (in which case y_k is x_{k+1} , as the call will also mark the beginning of the next active segment); otherwise it sets y_k to 0.

Execution of `update_counter_and_wait()` is of course serialized by the `rcu_gp_lock` mutex. The n th occurrence of this routine, together with the statements preceding ($M_{n,i}$) and following it ($D_{n,j}$), can be expressed so:

```

M $_{n,0}; M_{n,1}; M_{n,2}; \dots$ 
MB $_n^2$ :  $\text{smp\_mb}()$ 
...
Ld( $z_n$ ):  $z_n = \text{rcu\_gp\_ctr} + 2$ 
St( $z_n$ ):  $\text{rcu\_gp\_ctr} = z_n$ 
...
Ld( $v_n$ ):  $v_n = \text{rcu\_reader.ctr}_T$ 
As $_n$ :  $\text{assert}(v_n = 0 \text{ or } v_n = z_n)$ 
...
MB $_n^3$ :  $\text{smp\_mb}()$ 
         $D_{n,0}; D_{n,1}; D_{n,2}; \dots$ 

```

Several things are omitted from this summary, including the `list_for_each_entry()` loop iterations for threads other than T and all iterations of the `while` loop other than the last (the assertion `Asn` holds precisely because this is the last loop iteration). Both here and above, the use of `barrier()`, `LOAD_SHARED()`, and `STORE_SHARED()` primitives forces the compiler to generate the instructions in the order shown. However the hardware is free to reorder them, within the limits imposed by the memory barriers.

We number the grace periods starting from 1, letting `St(z_0)` stand for a fictitious instruction initializing `rcu_gp_ctr` to 1 before the program starts. In this way each `Ld(x_k)` is preceded by some `St(z_n)`. Furthermore, because there are no other assignments to `rcu_gp_ctr`, it is easy to see that for each n , z_n is equal to $2n + 1$ truncated to the number of bits in an unsigned long.

Our initial assumption regarding overly-long preemption now amounts to the requirement that not too many grace periods occur between each `Ld(x_k)` and the following `St(x_k)`. Grace periods m through $n - 1$ occur during this interval when `Ld(x_k)` \rightarrow `St(z_m)` and `Ld(v_{n-1})` \rightarrow `St(x_k)` (recall that “ \rightarrow ” indicates that the statement on the left executes prior to that on the right). Under such conditions we therefore require $n - m$ to be sufficiently small that $2(n - m + 1)$ does not overflow an unsigned long and hence $z_{m-1} \neq z_n$.

Let us now verify the grace-period guarantee for a read-side

critical section occurring during thread T 's active segment k and for grace period n .

Case 1: $\text{St}(z_n) \rightarrow \text{Ld}(x_k)$. Since these two instructions both access `rcu_gp_ctr`, the memory barrier property for MB_n^2 and MB_k^0 says that $M_{n,i} \rightarrow R_{k,j}$ for each i, j . Thus Formula 1 in Appendix C1 holds because its left disjunct is true.

Case 2: $\text{Ld}(v_n) \rightarrow \text{St}(x_k)$. Since these two instructions both access `rcu_reader.ctrT`, the memory barrier property for MB_n^2 and MB_k^0 says that $M_{n,i} \rightarrow R_{k,j}$ for each i, j . The rest follows as in Case 1.

Case 3: $\text{St}(y_k) \rightarrow \text{Ld}(v_n)$. Since these two instructions both access `rcu_reader.ctrT`, the memory barrier property for MB_k^1 and MB_n^3 says that $R_{k,i} \rightarrow D_{n,j}$ for each i, j . Thus Formula 1 holds because its right disjunct is true.

Case 4: None of Cases 1–3 above. Since cache coherence guarantees that loads and stores from all threads to a given variable are totally ordered, it follows that $\text{Ld}(x_k) \rightarrow \text{St}(z_m)$ and $\text{St}(x_k) \rightarrow \text{Ld}(v_n) \rightarrow \text{St}(y_k)$. We claim that this case cannot occur without violating our assumption about wraparound failures. Indeed, suppose it does occur, and take m to be the least index for which $\text{Ld}(x_k) \rightarrow \text{St}(z_m)$. Clearly $m \leq n$.

Since $\text{St}(z_{m-1}) \rightarrow \text{Ld}(x_k) \rightarrow \text{St}(z_m)$, x_k must be equal to z_{m-1} . Similarly, v_n must be equal to x_k . Since z_{m-1} cannot be 0, As_n implies that $z_{m-1} = z_n$, and since $m \leq n$, this is possible only if $2(n - m + 1)$ overflows (and hence $n > m$).

Now consider grace period $n - 1$. Since $\text{St}(z_m)$ precedes $\text{St}(z_{n-1})$ we have $\text{Ld}(x_k) \rightarrow \text{St}(z_{n-1})$, and since $\text{Ld}(v_{n-1})$ precedes $\text{Ld}(v_n)$ we also have $\text{Ld}(v_{n-1}) \rightarrow \text{St}(y_k)$. If $\text{St}(x_k) \rightarrow \text{Ld}(v_{n-1})$ then active segment k and grace period $n - 1$ would also fall under Case 4, implying that $z_{m-1} = z_{n-1}$, which is impossible because $z_{n-1} \neq z_n$. Hence we must have $\text{Ld}(v_{n-1}) \rightarrow \text{St}(x_k)$. But then m and n would violate our requirement on the number of grace periods elapsing between $\text{Ld}(x_k)$ and $\text{St}(x_k)$. QED.

G. Verification of General-Purpose RCU

This appendix presents a semi-formal verification that the general-purpose implementation satisfies RCU's grace-period guarantee, assuming that read-side critical sections are not nested too deeply.

Proof: Using the same notation as in Appendix F, execution of the k th outermost read-side critical section in thread T can be represented as follows:

```

      xk,0 = rcu_gp_ctr
St(xk,0): rcu_reader.ctrT = xk,0
MBk0:    smp_mb()
{
  Rk,0; Rk,1; Rk,2; ...
St(xk,i): rcu_reader.ctrT = xk,i ... }
MBk1:    smp_mb()
      yk = rcu_reader.ctrT -
           RCU_NEST_COUNT
St(yk):  rcu_reader.ctrT = yk

```

Here $x_{k,0}$ is the value read by `LOAD_SHARED()` in the outermost `rcu_read_lock()`, $x_{k,i}$ for $i > 0$ corresponds to the i th nested call by thread T to `rcu_read_lock()` or `rcu_read_unlock()` in time order (the “{...}” notation is intended to express that these calls are interspersed among

the $R_{k,i}$ statements), and y_k is the value in the `STORE_SHARED()` call in the `rcu_read_unlock()` that ends the critical section. The memory barriers are present because this is an outermost read-side critical section.

The n th occurrence of `synchronize_rcu()`, together with the statements preceding and following it, can similarly be expressed as:

```

      Mn,0; Mn,1; Mn,2; ...
MBn2:    smp_mb()
...
Togn0:   rcu_gp_ctr ^= RCU_GP_CTR_PHASE
...
Ld(vn0): vn0 = rcu_reader.ctrT
Asn0:    assert(vn0's nesting level is 0 or its
           phase number agrees with rcu_gp_ctr)
...
Togn1:   rcu_gp_ctr ^= RCU_GP_CTR_PHASE
...
Ld(vn1): vn1 = rcu_reader.ctrT
Asn1:    assert(vn1's nesting level is 0 or its
           phase number agrees with rcu_gp_ctr)
...
MBn3:    smp_mb()
           Dn,0; Dn,1; Dn,2; ...

```

As before, the assertions hold because these statements are from the last iteration of the `while` loop for thread T . We can now verify the grace-period guarantee for T 's read-side critical section k and for grace period n .

Case 1: $\text{Ld}(v_n^m) \rightarrow \text{St}(x_{k,0})$, $m = 0$ or 1 . Since these instructions all access `rcu_reader.ctrT`, the memory barrier property for MB_n^2 and MB_k^0 says that $M_{n,i} \rightarrow R_{k,j}$ for each i, j . Thus Formula 1 in Appendix C1 holds because its left disjunct is true.

Case 2: $\text{St}(y_k) \rightarrow \text{Ld}(v_n^m)$, $m = 0$ or 1 . Then the memory barrier property for MB_k^1 and MB_n^3 says that $R_{k,i} \rightarrow D_{n,j}$ for each i, j . Thus Formula 1 holds because its right disjunct is true.

Case 3: Neither of Cases 1–2 above. For each m we must have $\text{St}(x_{k,0}) \rightarrow \text{Ld}(v_n^m) \rightarrow \text{St}(y_k)$; therefore v_n^0 and v_n^1 must be equal to $x_{k,i}$ for some values of $i \geq 0$. We are assuming that the maximum nesting level of read-side critical sections does not exceed the 16-bit capacity of `RCU_NEST_MASK`; therefore each $x_{k,i}$ has a nonzero nesting level and has the same phase number as $x_{k,0}$, and the same must be true of v_n^0 and v_n^1 . However the phase number of `rcu_gp_ctr` is different in As_n^0 and As_n^1 , thanks to Tog_n^1 . Hence As_n^0 and As_n^1 cannot both hold, implying that this case can never arise. QED.

H. Verification of Barrier Promotion Using Signals

This appendix discusses how the signal-based RCU implementation is able to “promote” compiler barriers to full-fledged memory barriers. A more accurate, if less dramatic, statement is that the combination of `barrier()` and `force_mb_all_threads()` obeys a strong form of the fundamental ordering property of memory barriers. Namely, if one thread executes the statements

$A_0; A_1; A_2; \dots; \text{barrier}(); B_0; B_1; B_2; \dots;$

and another thread executes the statements

$C_0; C_1; C_2; \dots; \text{force_mb_all_threads}();$
 $D_0; D_1; D_2; \dots;$

then either $A_i \rightarrow D_j$ (all i, j) or $C_i \rightarrow B_j$ (all i, j). To see why, consider that the `pthread_kill()` call in `force_mb_all_threads()` forces the first thread to invoke `sigrcu_handler()` at some place in its instruction stream, either before all the B_j or after all the A_i (although `barrier()` does not generate any executable code, it does force the compiler to emit all the object code for the A_i instructions before any of the B_j object code). Suppose `sigrcu_handler()` is called after all the A_i . Then the first thread actually executes

$A_0; A_1; A_2; \dots; \text{smp_mb}();$
`STORE_SHARED(rcu_reader.need_mb, 0);`

Since the second thread executes

`LOAD_SHARED(index->need_mb);...`
 $\text{smp_mb}(); D_0; D_1; D_2; \dots;$

in its last loop iteration for the first thread and the following statements, and since the `LOAD_SHARED()` sees the value stored by the `STORE_SHARED()`, it follows that $A_i \rightarrow D_j$ for all i, j . The case where `sigrcu_handler()` runs before all the B_j can be analyzed similarly.

REFERENCES

- [1] P. E. McKenney, "Exploiting deferred destruction: An analysis of read-copy-update techniques in operating system kernels," Ph.D. dissertation, OGI School of Science and Engineering at Oregon Health and Sciences University, 2004, [Online]. Available: <http://www.rdrop.com/users/paulmck/RCU/RCUdissertation.2004.07.14e1.pdf>.
- [2] D. Guniguntala, P. E. McKenney, J. Triplett, and J. Walpole, "The read-copy-update mechanism for supporting real-time applications on shared-memory multiprocessor systems with Linux," *IBM Systems Journal*, vol. 47, no. 2, pp. 221–236, May 2008.
- [3] P. E. McKenney and D. Sarma, "Towards hard real-time response from the Linux kernel on SMP hardware," in *linux.conf.au 2005*, Canberra, Australia, April 2005, [Online]. Available: <http://www.rdrop.com/users/paulmck/RCU/realtimeRCU.2005.04.23a.pdf>.
- [4] A. Arcangeli, M. Cao, P. E. McKenney, and D. Sarma, "Using read-copy update techniques for System V IPC in the Linux 2.5 kernel," in *Proceedings of the 2003 USENIX Annual Technical Conference (FREENIX Track)*. USENIX Association, June 2003, pp. 297–310.
- [5] P. Becker, "Working draft, standard for programming language C++," August 2010, [Online]. Available: <http://open-std.org/jtc1/sc22/wg21/docs/papers/2010/n3126.pdf>.
- [6] B. Gamsa, O. Krieger, J. Appavoo, and M. Stumm, "Tornado: Maximizing locality and concurrency in a shared memory multiprocessor operating system," in *Proceedings of the 3rd Symposium on Operating System Design and Implementation*, New Orleans, LA, February 1999, pp. 87–100.
- [7] M. Greenwald and D. R. Cheriton, "The synergy between non-blocking synchronization and operating system structure," in *Proceedings of the Second Symposium on Operating Systems Design and Implementation*. Seattle, WA: USENIX Association, Oct. 1996, pp. 123–136.
- [8] T. E. Hart, P. E. McKenney, A. D. Brown, and J. Walpole, "Performance of memory reclamation for lockless synchronization," *J. Parallel Distrib. Comput.*, vol. 67, no. 12, pp. 1270–1285, 2007.
- [9] P. E. McKenney. (2008, January) What is RCU? part 2: Usage. [Online]. Available: Linux Weekly News, <http://lwn.net/Articles/263130/>.
- [10] *Programming languages — C*, ISO WG14 Std., May 2005, [Online]. Available: <http://www.open-std.org/jtc1/sc22/wg14/www/docs/n1124.pdf>.
- [11] *Guide to Parallel Programming*, Sequent Computer Systems, Inc., 1988.
- [12] P. E. McKenney and J. D. Slingwine, "Read-copy update: Using execution history to solve concurrency problems," in *Parallel and Distributed Computing and Systems*, Las Vegas, NV, October 1998, pp. 509–518.
- [13] M. Desnoyers, "[RFC git tree] userspace RCU (urcu) for Linux," February 2009, [Online]. Available: <http://lkml.org/lkml/2009/2/5/572>, <http://ltnng.org/urcu>.
- [14] M. Herlihy, "Wait-free synchronization," *ACM TOPLAS*, vol. 13, no. 1, pp. 124–149, January 1991.
- [15] P. E. McKenney, "Using a malicious user-level RCU to torture RCU-based algorithms," in *linux.conf.au 2009*, Hobart, Australia, January 2009, [Online]. Available: <http://www.rdrop.com/users/paulmck/RCU/urcutorture.2009.01.22a.pdf>.
- [16] ——. (2007, October) The design of preemptible read-copy-update. [Online]. Available: Linux Weekly News, <http://lwn.net/Articles/253651/>.
- [17] M. Desnoyers, "Low-impact operating system tracing," Ph.D. dissertation, Ecole Polytechnique de Montréal, December 2009, [Online]. Available: <http://www.ltnng.org/pub/thesis/desnoyers-dissertation-2009-12.pdf>.
- [18] M. M. Michael and M. L. Scott, "Nonblocking algorithms and preemption-safe locking on multiprogrammed shared memory multiprocessors," *J. Parallel Distrib. Comput.*, vol. 51, no. 1, pp. 1–26, 1998.
- [19] J. M. Mellor-Crummey and M. L. Scott, "Algorithms for scalable synchronization on shared-memory multiprocessors," *Transactions of Computer Systems*, vol. 9, no. 1, pp. 21–65, February 1991.